

Drop Recessed Light

Design by R. Toso - N. Massari & Associates

LED




Wattage 1x16 W, 500 mA LED, 1500 Lumens
1x23 W, 700 mA LED, 2000 Lumens

Color Temperature 2700 K, 3000 K, 3500 K, 4000 K

Driver Dimmable electronic driver
ELV or 0-10 V
(consult website: leucosusa.com for a list of compatible dimmers)

LED Housing Options New Construction, Remodel, Insulated, Chicago Plenum

Lo-Voltage

Remodel 1x50 W, lo-voltage halogen, MR-16 
New Construction 1x50 W, lo-voltage halogen, MR-16 
Insulated Ceiling 1x35 W, lo-voltage halogen, MR-16 

Damp Location 

Voltage 120 Volts
277 Volts

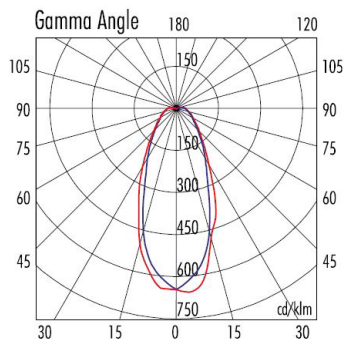
Ceiling Cutout 3 5/8" (92 mm)

Trim Dimensions Width: 5 1/4" (133 mm)
Height: 1 3/4" (44 mm)

Housing Dimensions Length: 21 3/8" (543 mm)
Width: 10" - 24 1/2" (254 - 622 mm)
Height: 7 1/16" (179 mm)

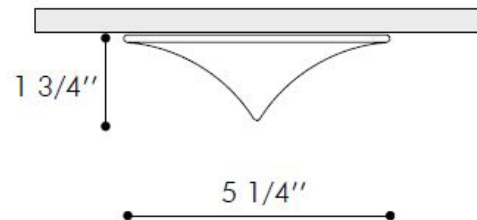
Certifications

Housing is UL listed

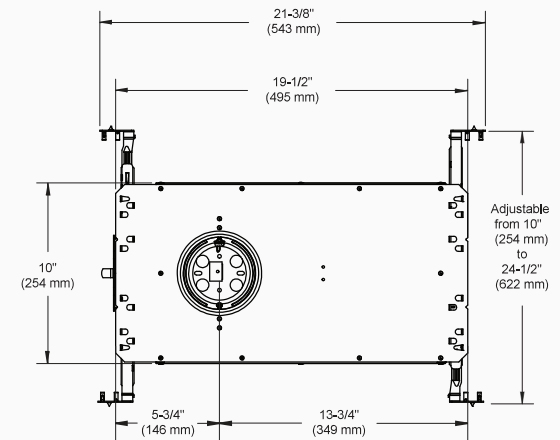
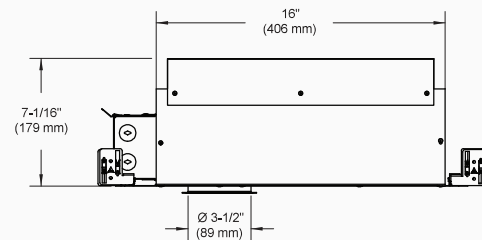


MR16 - 50W 38°

Lux	h	E max	E med
	1.00	603	336
	2.00	151	84
	3.00	67	37
	4.00	38	21
	5.00	24	13



LED Chicago Plenum Housing



Satin White with Crystal Tip Crystal with Satin White Tip