



Georgian Era Deck Mounted Lavatory Bridge Faucet

ROHL Perrin & Rowe® Bath

U.3708LSP* (Metal Levers with Porcelain Caps)
U.3708LS* (All Metal Levers)

FEATURES

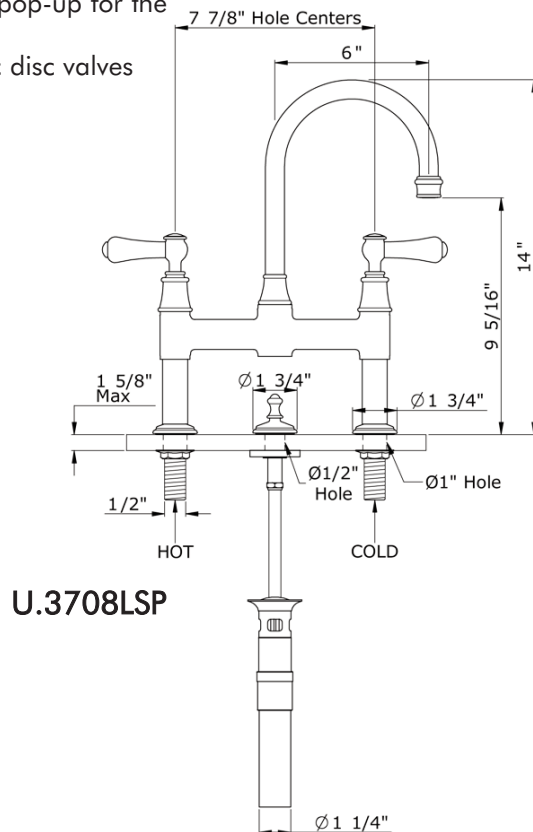
- 7 7/8" centers
- Cutouts: min. 1", max. 1 1/8"
- Unions included
- Swivel spout
- Height: 14 1/8", reach: 6 1/4"
- Includes remote pop-up for the lavatory sink
- 1/4-turn ceramic disc valves
- 1.2 GPM

COLORS/FINISHES

- Polished Chrome
- Polished Nickel
- Satin Nickel
- Inca Brass
- English Bronze

WARRANTY

- Limited Lifetime



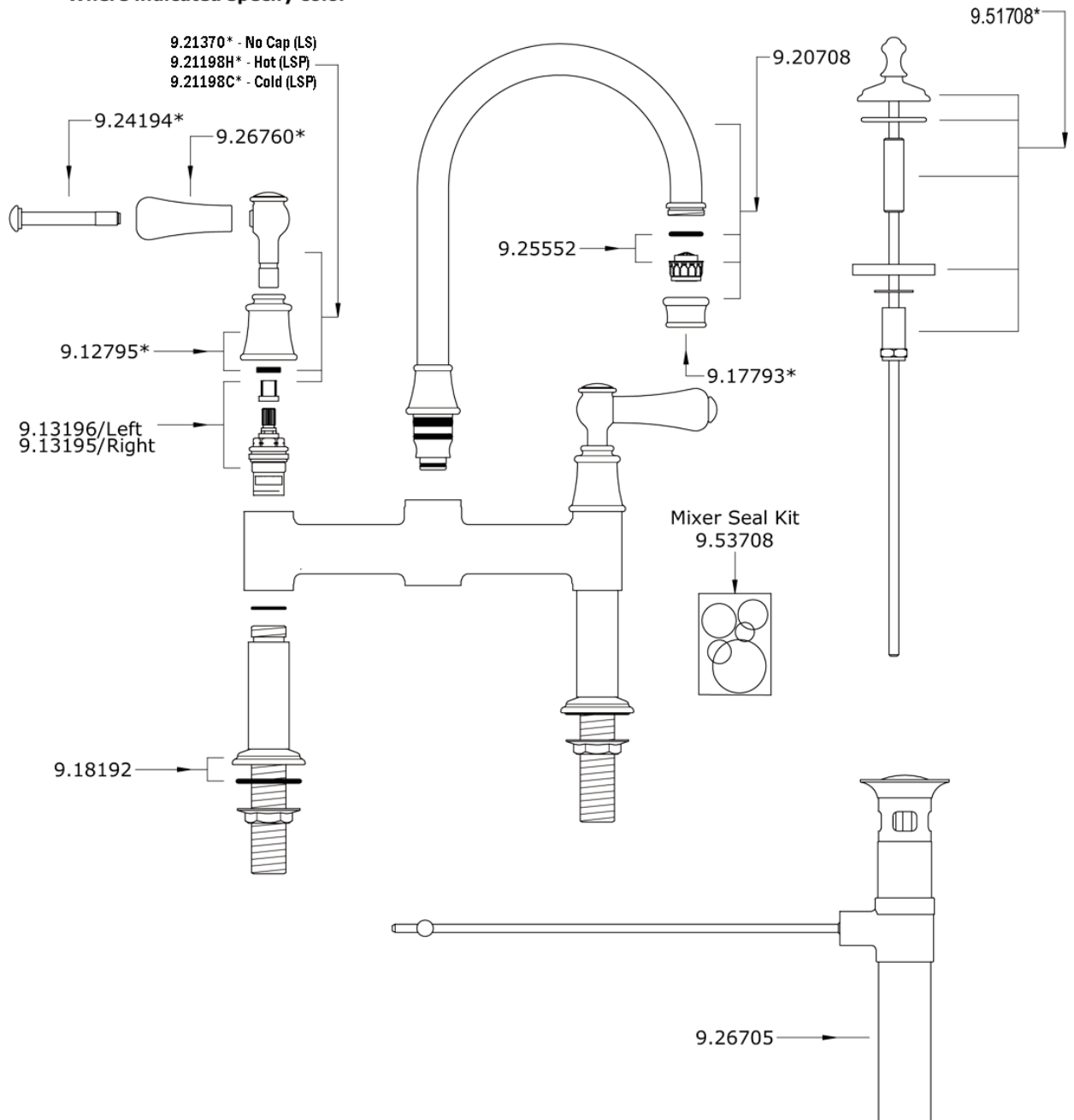
U.3708LS

* For CA/VT, place a "-2" at end of model number for code compliant product. (Example A3608LMAPC-2)

Consult your local ROHL showroom for additional information and specifications. For complete warranty details and a list of showrooms, go to www.rohlhome.com.

U.3708 Spare Parts

* Where indicated specify color

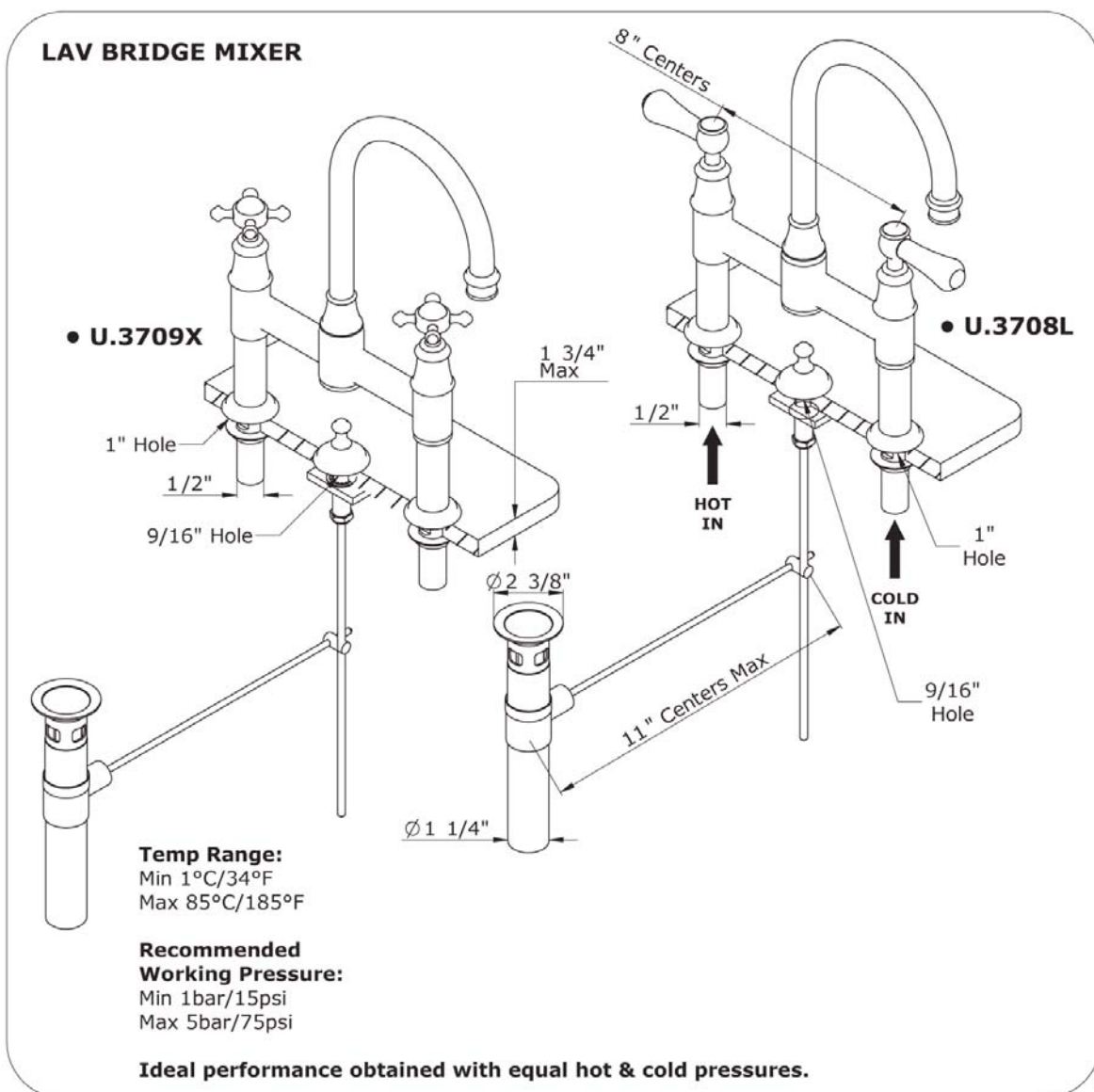


PERRIN & ROWE

MAYFAIR LONDON

The Georgian Bathroom Collection

Installation & User Guide



The Georgian Bathroom Collection Installation & User Guide

Congratulations on the purchase of your Perrin & Rowe Bathroom Product. Correctly installed and with sensible care, this product will give you many years of trouble free service.

IMPORTANT INFORMATION

Before you proceed... We recommend you engage the services of a registered plumber to install this product.

For ease of possible future servicing, we also recommend the fitting of conveniently placed isolating valves.

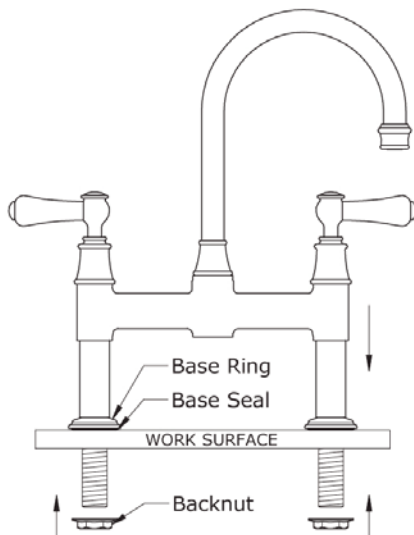
In addition to the guide below it is essential that the written information overleaf is carefully read and understood.

Preparation Check Box for Installer

Flush the plumbing system before installing the bathroom product.

Once unpacked remove backnuts ready for installation.

1

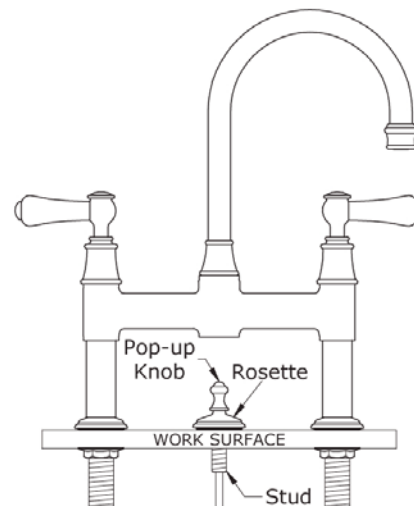


Ensure the mixer is orientated correctly, levers should rotate to point forward.

Secure mixer with a suitable faucet wrench or a 26 AF Spanner.

Ensure all connections are firmly tightened

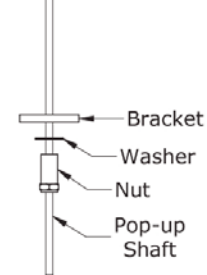
2



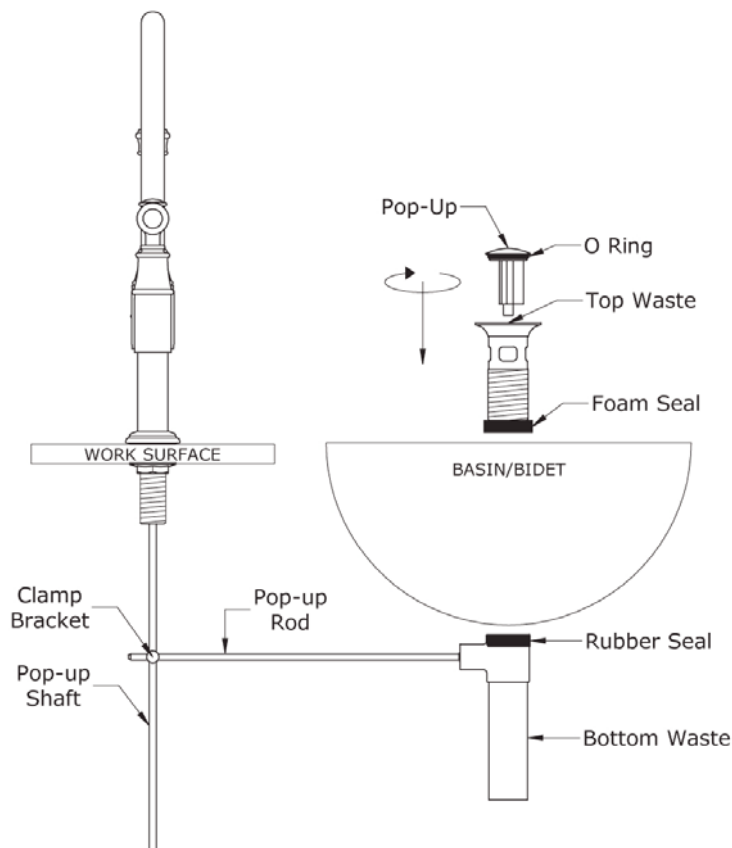
Place pop-up knob, rosette, stud and shaft through hole in middle of faucet.

Once in place secure with washer, bracket and nut.

Ensure nut is firmly tightened.



3



Adjusting Sink Waste

- Ensure that pop-up shaft is in position alongside pop-up rod.
- Shaft and rod can be cut if space is restricted.
- Secure pop-up using clamp bracket.
- Adjust position of clamp bracket to achieve maximum movement of pop-up shaft.
- Place pop-up into waste and adjust movement of pop-up shaft.

Please Note: Ceramic disc valves are fitted as standard to this mixer. Flow from FULLY OFF to FULLY ON is achieved by rotating the handles a quarter turn.

BEFORE USE

- Carefully check the installation for leaks.
- If further building work is to be carried out in the vicinity, cover the tap with a plastic bag to avoid damaging the finish.
- Please ensure that the installation complies with local plumbing codes.

CARE & MAINTENANCE

Wipe down after use to avoid water spotting and mineral build up.

Occasional cleaning with warm soapy water, followed by a polish with a soft cloth is all that is required to keep the plated finish in good condition.

Do not use proprietary abrasive liquids, powders, or pads to clean the shower. Do not use any products with ammonia bleach or limescale remover. You will damage the plated finish and void your guarantee.

ROHL WARRANTY POLICY

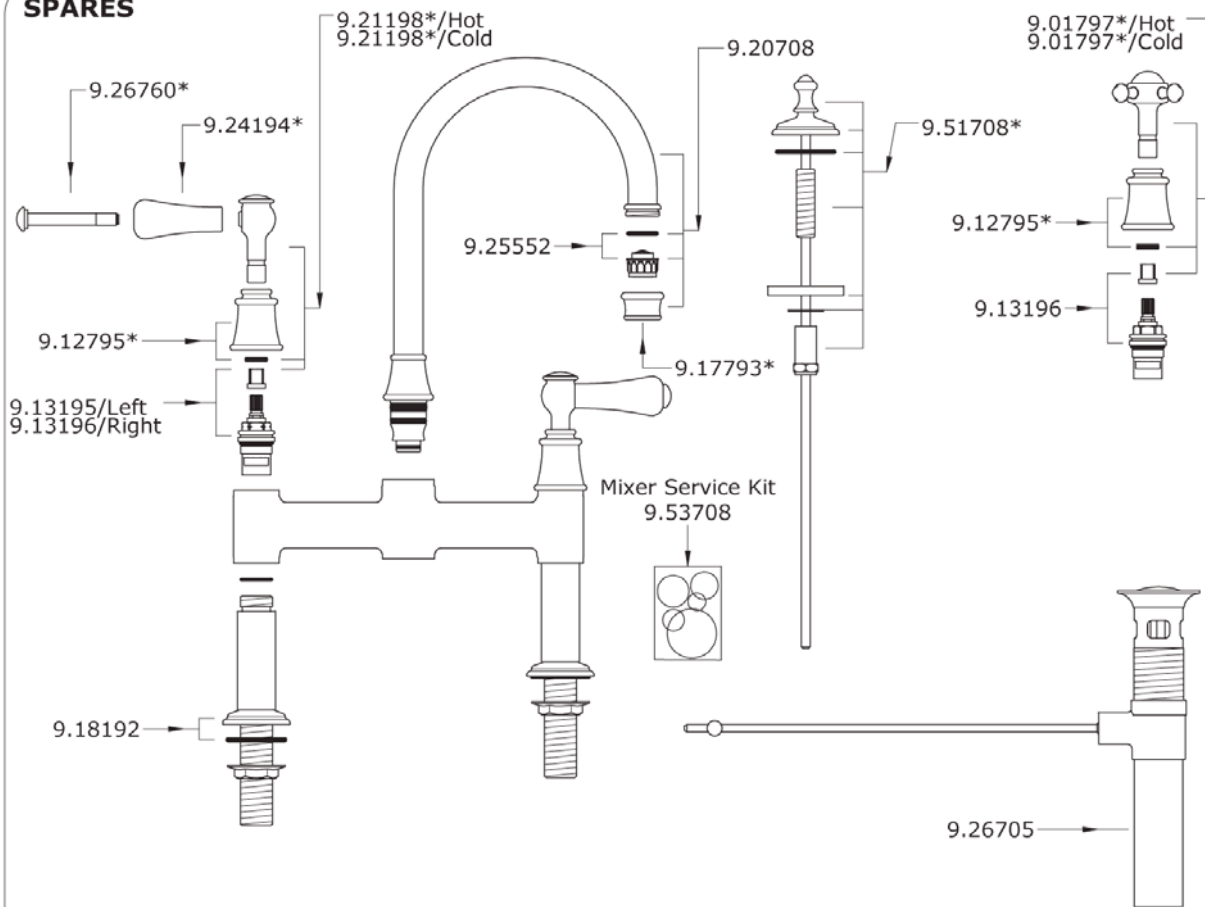
All products supplied by ROHL carry warranties against manufacturing defects.

Perrin & Rowe products carry a Limited Lifetime Warranty.

ROHL LLC will provide free of charge, as its options, replacement part(s) or product (or a comparable alternative product) to replace those which have proven defective in materials or workmanship.

For full ROHL LLC WARRANTY please contact ROHL or visit www.rohlhome.com

SPARES



* Where indicated please specify color

SPARE PARTS & SERVICE

ROHL

Authentic Luxury for Kitchen and Bath®

3 Parker
Irvine
CA 92618
(714) 557-1933

www.rohlhome.com

Perrin & Rowe products are manufactured in the UK, using the latest technology and built to the highest quality standards.

We would like to thank you for purchasing a Perrin & Rowe product and take this opportunity to invite you to look at other luxury products by us. Please contact us to receive our latest catalogue.