


R.W. ATLAS

R.W. Atlas Wall Mounted Three Piece Paper Holder

RWPH37



TECHNICAL DETAILS

ADA Compliance: Yes
Adjustable Levelers / Feet: N
Adjustable Shelves: N
Escutcheon Primary Material: Brass
Installation Type: Wall Mounted
Primary Material: Brass
Suggested Application: Bath

INSPIRATION

Powerful shapes, genuine materials and unique aesthetic details. The original, impeccable vision of R.W. Atlas pairs American ingenuity with European craftsmanship.

PRODUCT FEATURES

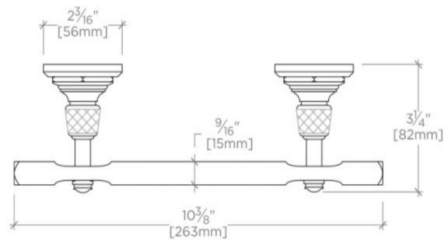
Features pivoting arm for ease of operation.
Knurling detail on wall mounted posts.



R.W. ATLAS

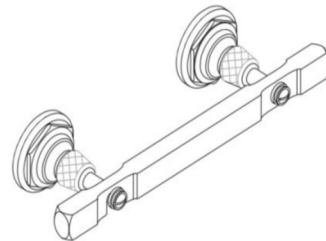
RWPH37

R.W. Atlas Wall Mounted Three Piece Paper Holder



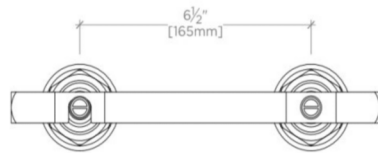
TOP VIEW

SCALE: 3"=1'-0"



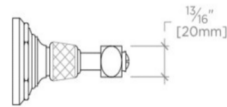
ISO VIEW

SCALE: 3"=1'-0"



FRONT VIEW

SCALE: 3"=1'-0"



SIDE VIEW

SCALE: 3"=1'-0"