


R.W. ATLAS

R.W. Atlas 3 1/4" Wing Handle Pull

RWHW08



SHOWN IN R.W. ATLAS 3 1/4" WING HANDLE PULL | RWHW08

TECHNICAL DETAILS

Hardware Primary Material: Brass
Hardware Shape: Knob
Depth / Width: 1"
Height: 3 1/4"
Length: 3 1/4"
Primary Material: Brass
Suggested Application: All Applications

INSPIRATION

Powerful shapes, genuine materials and unique aesthetic details. The original, impeccable vision of R.W. Atlas pairs American ingenuity with European craftsmanship.

PRODUCT FEATURES

Solid Brass
Machined
Includes fixing screws



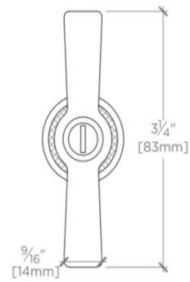
PRODUCT (NOTES)

Replacement Screws available

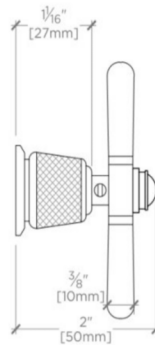
MOUNTING HARDWARE INCLUDED		
STYLE #	DESCRIPTION	QTY
998945	Service Parts 8-32 1" Truss Head Machine Screw, Combo, Slotted	1
998946	Service Parts 8-32 1 1/2" Truss Head Machine Screw, Combo, Slotted	1



TOP VIEW SCALE: 6"=1'-0"



FRONT VIEW SCALE: 6"=1'-0"



SIDE VIEW SCALE: 6"=1'-0"