


TUMBLER

Tumbler 4" Pull

TBHW04



SHOWN IN TUMBLER 4" PULL | TBHW04

TECHNICAL DETAILS

Height: 1 1/2"
Length: 5 1/2"

INSPIRATION

A Bauhaus inspiration and reinterpretation, this striking door knob expresses the "form follows function" design edict with its simple back plate and apparent screws.

PRODUCT FEATURES

Form follows function

Pulls and knobs with exposed screws

Made in the USA

Includes per fixing: 8-32 Truss Head Machine Screw-Combo-Slotted



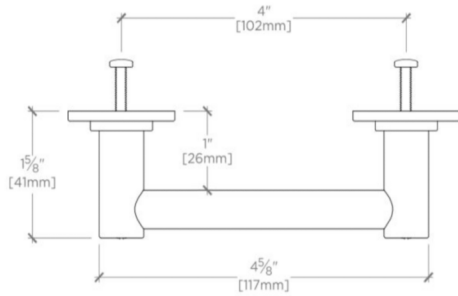
WATERWORKS

TUMBLER

Tumbler 4" Pull

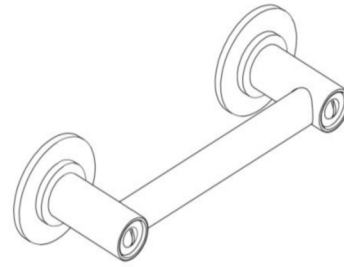
TBHW04

MOUNTING HARDWARE INCLUDED		
STYLE #	DESCRIPTION	QTY
998945	Service Parts 8-32 1" Truss Head Machine Screw, Combo, Slotted	1
998946	Service Parts 8-32 1½" Truss Head Machine Screw, Combo, Slotted	1



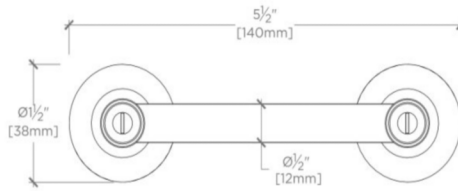
TOP VIEW

SCALE: 6"=1'-0"



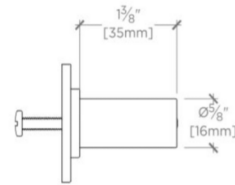
ISO VIEW

SCALE: 6"=1'-0"



FRONT VIEW

SCALE: 6"=1'-0"



SIDE VIEW

SCALE: 6"=1'-0"