

REGULATOR

Regulator 6" Pull

RGHW06



TECHNICAL DETAILS

Hardware Primary Material: Solid Brass
Hardware Shape: Pull
Depth / Width: 1 7/8"
Length: 7 1/4"
Primary Material: Brass

INSPIRATION

A play on industrial controls from the early 1900s, when pride was lavished on parts. Translated to handcrafted, fittings project rugged beauty through powerful, detailed shapes.

PRODUCT FEATURES

Solid Brass
Made in USA

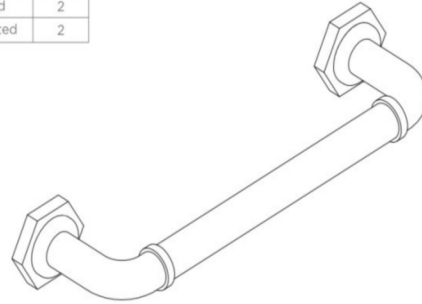


REGULATOR

Regulator 6" Pull

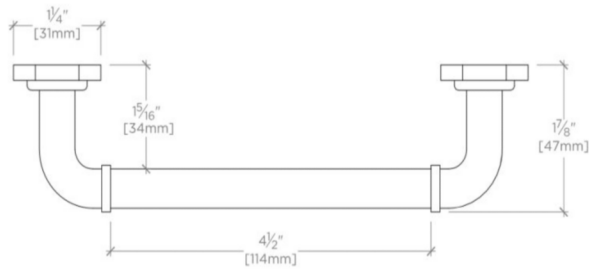
RGHW06

MOUNTING HARDWARE INCLUDED		
STYLE #	DESCRIPTION	QTY
998945	Service Parts 8-32 x 1" Truss Head Machine Screw, Combo, Slotted	2
998946	Service Parts 8-32 x 1-1/2" Truss Head Machine Screw, Combo, Slotted	2



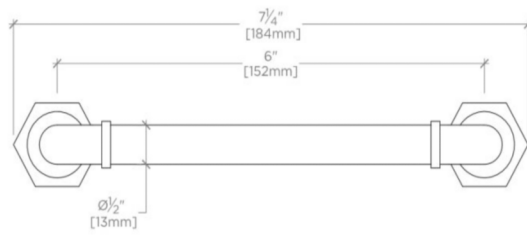
ISO VIEW

SCALE: 6"=1'-0"



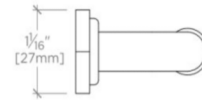
TOP VIEW

SCALE: 6"=1'-0"



FRONT VIEW

SCALE: 6"=1'-0"



SIDE VIEW

SCALE: 6"=1'-0"