

HIGHGATE

Highgate Handshower On Bar with White Handle

HGHS10



SHOWN IN HIGHGATE HANDSHOWER ON BAR WITH WHITE HANDLE | HGHS10

TECHNICAL DETAILS

ADA Compliance: Yes
 Adjustable versus Fixed Spray: Fixed Spray
 Diameter of Head: 2 3/4"
 Escutcheon Primary Material: Brass
 Fittings Hole Diameter: 1 1/4"
 Flow Restriction Options: 2.0, 1.75, 1.5, 0.92
 Handshower / Spray Hose Length: 59"
 Depth / Width: 4 3/4"
 Height: 26 3/8"
 Inlet Connection Size: 1/2"
 Inlet Connection Type: Female NPT
 Installation Type: Wall Mounted
 Integrated Diverter: N
 Pivot: Y
 Primary Material: Brass
 Suggested Application: Bath
 Water Pressure Maximum: 85.0 psi
 Water Pressure Minimum: 20.0 psi
 Water Pressure Recommended: 45.0 psi

INSPIRATION

Our take on old English style: simple, functional shapes, detailed with white porcelain indices and hexagonal accents for a timeless feel.

CODES & STANDARDS

Code # HGHS10: Complies with ASME A112.18.1/CSA B125.1, CEC, ADA and 0.25% Weighted Average Lead Content. Certified with IAPMO, cUPC, CEC, DOE, State of MA, WRAS and WaterSense.

PRODUCT FEATURES

Adjustable 24" bar allows for ease in determining the desired height of handshower, with a wheel pivot to make adjustments simple

All finishes available for immediate shipment (subject to availability)

Stocked in 2.0gpm (7.6 L/min) and 1.75gpm (6.6 L/min). State of California requires 1.75gpm (6.6 L/min) to comply with their water conservation requirements. Other flow options are available to order, contact your sales associate or call 1 (800) 899-6757 for details

CERTIFICATIONS

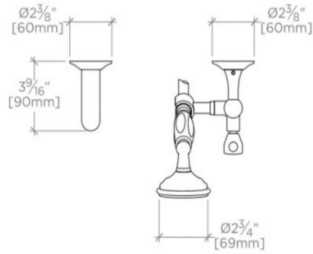


WATERWORKS

HIGHGATE

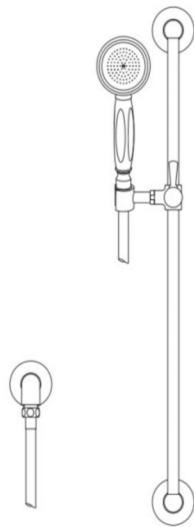
HGHS10

Highgate Handshower On Bar with White Handle



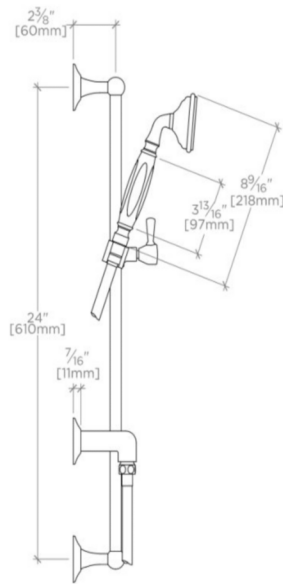
TOP VIEW

SCALE: $1\frac{1}{2}"=1'-0"$



FRONT VIEW

SCALE: $1\frac{1}{2}"=1'-0"$



SIDE VIEW

SCALE: $1\frac{1}{2}"=1'-0"$

